




CENTRALINI LARGA BANDA



Sottostazioni amplificatrici in pressofusione 240 VAC

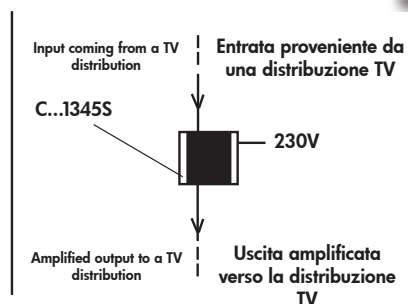
Die-casting 220 VAC single input wide band amplifiers

Sous-station amplificateur en moulage sous pression alimentation 240 VAC

Amplificadores de extensión chasis en aleación alimentación 240 VAC



■ ■ Sottostazioni, adatte per fissaggio a muro. Regolazioni con attenuatori. Connettore "F".



Esempio: sottostazione riampificatrice con 1 ingresso e regolazioni BI, BIII, BIV, BV.



Example: single input wide band amplifier with 1 input and regulation on BI, BIII, BIV, BV.



■ single input wide band amplifiers, suitable for wall-fixing. Attenuators réglage. "F" connector.

■ ■ Sous-stations amplificateur, adapte pour le fixation à mur. Régulation avec atténuateurs. Connecteurs "F".

■ Amplificadores de banda, adapto por el montaje a muro. Régolacion con atenuadores. Conectores "F".



MODELLO
CODICE

CN13UU40
6925

CN1345U40
6922

CNU40VMIX
6923

CW1345U30
6926

INGRESSO BI

BI INPUT 40dB 40dB - 30dB

INGRESSO BIII

BIII INPUT 40dB 40dB - 30dB

INGRESSO BIV

BIV INPUT - 40dB - 30dB

INGRESSO BV

BV INPUT - 40dB - 30dB

INGRESSO UHF

UHF INPUT 2x40dB 40dB 40dB 30dB

INGRESSO VHF

VHF INPUT - - MIX -

ALIMENTAZIONE

SUPPLY 240V 240V 240V 240V

LIVELLO D'USCITA

OUTPUT LEVEL 800MHz con IMD -66 dB prova a tre toni $\geq 122dB\mu V = IMD -60 dB \geq 128dB\mu V$ 122dB μV

DIMENSIONI E PESO

SIZE & WEIGHT 130x190x70mm 1,9Kg

CENTRALINI LARGA BANDA